



Name: _____

Symmetrical Designs Practice Sheet


1. Practice drawing half of a tree to find your best symmetrical tree design
2. Color the **positive space** or the space that would be your paper design



Use this line for the center of your tree!



Use this line for the center of your tree!



Use this line for the center of your tree!